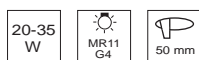
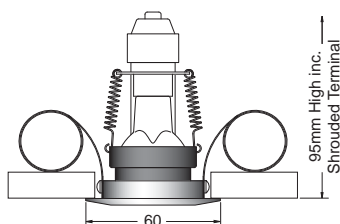




approx 1:1



Tilting miniature recessed downlight. 30° tilt from vertical. Lamp recessed within an anti-glare baffle producing a 'dark light' effect for visual comfort and minimal glare. Utilises our unique constant torque spring retention system ideal for lath and plaster ceilings of irregular thickness. Easy installation and re-lamping. LED versions operate via 12v AC power supply. See 'Other Bits You Will Need' section for glass, louvres, firehoods and LED drivers.

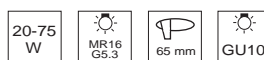
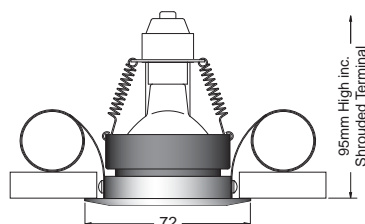


SUNBEAM A PRODUCT CODE:

2008- □□□ (fitting only)

7208- □□□ (fitting inc. M221 lamp and transformer)

6208- □□□ (12v 1W LED fitting excluding trans)



SUNBEAM B PRODUCT CODE:

2009- □□□ (fitting only)

7209- □□□ (fitting inc. M250 lamp and transformer)

6209- □□□ (5W LED fitting excluding 12v transformer)

2029- □□□ (240v GU10 Fitting Only)

FINISH CODE: (add suffix to product code)

201
Polished
Chrome

202
Satin
Chrome

301
Polished
Nickel

401
Polished
Brass

500
Bronze

800
Paint to
Spec

802
Matt
White

803
Black
Eggshell

804
Silver
Metallic