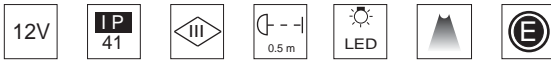
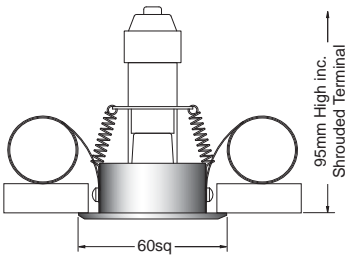


SQUARELIGHT



Fixed square miniature recessed downlight with the lamp held flush with the ceiling surface for added sparkle. Utilises our unique constant torque spring retention system making them ideal for lath and plaster ceilings of irregular thickness. Easy installation and re-lamping. See 'other bits you will need' section for glass filters, louvres, firehoods and LED drivers etc.

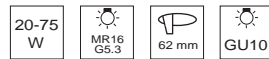
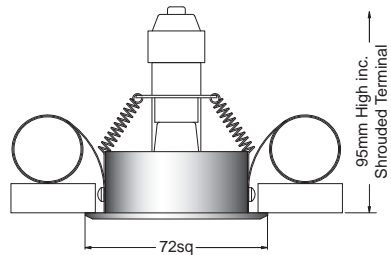


SQUARELIGHT A PRODUCT CODE:

2056- □□□ (fitting only)

7256- □□□ (fitting inc. M221 lamp and transformer)

6256- □□□ (12v 1W LED fitting excluding trans)



SQUARELIGHT B PRODUCT CODE:

2057- □□□ (fitting only)

7257- □□□ (fitting inc. M250 lamp and transformer)

6257- □□□ (5W LED excluding 12v transformer)

2058- □□□ (240v GU10 fitting only)

FINISH CODE: (add suffix to product code)

201 Polished Chrome	202 Satin Chrome	301 Polished Nickel	401 Polished Brass	500 Bronze	800 Paint to Spec	802 Matt White	803 Black Eggshell	804 Silver Metallic
---------------------------	------------------------	---------------------------	--------------------------	---------------	-------------------------	----------------------	--------------------------	---------------------------